

Datasheet

Vision-2Plus Conventional Control Panel. 4, 8 and 12 zones



Description

The range of VSN-2Plus control panels is designed to adapt to the strictest requirements regarding the control of conventional fire detection systems, giving priority to the ease of use, the reliability and high local or remote control performance. The range has capacity for 4, 8 and 12 zones.

The VSN-2Plus control panel includes two communication ports for integration (e.g. in the TG graphic management software) and a bus for I2C modules. 2 serial port modules, 3 modules of 4 relays and bidirectional and remote communicators can be connected to the control panel to be integrated into the Morley analogue loop. Also, through an IP/GPRS communication module, remote communication for remote maintenance, connection to Central Station and SMS messages are available. The control panel can support any device from the conventional range of Morley and most manufacturers.

The control panel differentiates between an alarm from a sensor and from a call point, a fault from a short circuit or from an open circuit..

Each zone can be configured for normal operation or verified zone: The zone is reset in the first alarm and keeps monitoring for 10 min. If a new alarm is generated within the verification time (10 minutes), the alarm is confirmed.

The activation mode of sounders can be configured by zone, with or without delay for manual call points or detectors. Sounders may also not be activated by a specific zone.

The control panel has two 24V power outputs for the connection of external low consumption devices (250mA). One of the non-resettable and the other is resettable (power supply is interrupted for a few seconds when the system is reset).

The control keys and leds are located at the front panel. The leds indicate the system status. All the information, according to the standard requirements, is clearly visualized.

A digital input is provided for connection to ancillary equipment to provide the following remote functions: RESET, SILENCE SOUNDERS, ACTIVATE DELAYS AND EVACUATION. VSN-2Plus will inform you wherever you are.

Product Range

- **VSN4-2PLUS** 4-zone conventional control panel
- **VSN8-2PLUS** 8-zone conventional control panel
- **VSN12-2PLUS** 12-zone conventional control panel

Comunicaciones

- Fast and secure installation (EasyFix). Mounting plate with chassis for wiring. The enclosure with the electronic components fits over the mounting plate.
- Remote communication options and full remote control. The aim is the protection and remote communication of small premises which are left unattended when their activity ceases.
 - 2 Serial communication ports with VSN-232
 - 1 port bus for auxiliary modules:
 - VSN-4REL: 4-relay module; 3 modules max.
 - ITAC. Loop interface to integrate the panel into an analogue loop.
 - UCIP/GPRS. IP or GPRS transmitter to connect to a FireIMT server, TG graphic software, Central Station Service or to send SMS messages to final users.

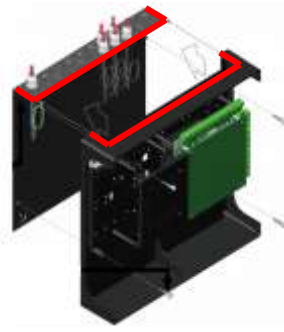
MORLEY  **IAS**

FIRE SYSTEMS

by Honeywell

Easy installation

EasyFix concept offers the user completely flexible system solutions. The electronic components are part of a separate enclosure, which may be kept apart in a safe place until the system's commissioning. The enclosure installation over the mounting plate is very easy and secure.



Communications


VSN-2Plus control panels have 2 bidirectional ports for VSN-232 cards to connect the control panel to third-party management systems or to Honeywell TG Graphic Software.

- **VSN-232:** Serial port board for third-party systems, configuration with PC or maintenance.

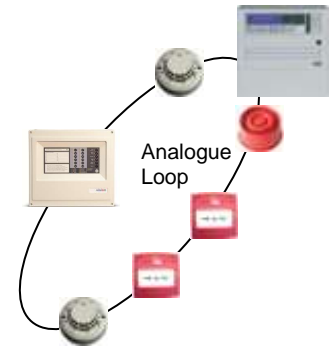


The system includes an auxiliary module port to power and control different modules:

- **VSN-4REL:** 4-relay board for configurable actions (12 NC/NO relays max. by control panel).



- **ITAC:** Analogue loop interface required to integrate the VSN-2Plus control panel into an analogue control panel. The ITAC module uses 14 module addresses on the analogue loop.



- **UCIP/GPRS:** IP/GPRS communication module. UCIP/GPRS universal communicator manages the communication between the control panel and the management system, remote maintenance, Central Station Service and SMS messages delivery with zone texts and type of event. UCIP-GPRS module includes a GPRS modem for IP communication by using a GPRS SIM card from any phone company. The Ethernet port allows multiple TCP-IP connections.



- Up to 2 IP connections for Central Station Service.
- Connection to FireIMT cloud which provides information about voltages, reports, status, delivery of mails and remote control.
- Delivery of SMS messages to 2 users max.
- IP connection to third party system like TG graphic management software.



Reliability and security

VSN-2Plus control panels include specific features to guarantee the reliability and security of alarms.

- Input monitoring (Resistive RFL/Capacitive EOL): The system can monitor the inputs with a 47µF capacitor and the sounders outputs with diodes to stabilize signals against EMC interferences and to reduce power consumption in standby.
- Verified zone: The zone is reset in the first alarm and keeps monitoring for 10 min. If a new alarm is generated within the verification time (10 minutes), the alarm is confirmed.
- Detector/Call point identification: Detectors and Call Points can be identified through the zone led. Flashing led for detectors and steady led for call points.
- Zone coincidence: Activation of VSN-4REL module relays or sounders by 2 zone coincidence.
- Earth leakage fault sensitivity: 3 Levels for earth fault monitoring.
- Universal power supply: Stabilized power supply, 120/230Vac/50-60Hz - 24 V / 2.4 A.

Configuration

The system programming allows to modify the operation very easily from the control panel keypad, remotely by means of a graphic management software or by the configuration software.

The main options are:

Delay	T1 (acknowledge): 0-300s / T2(general):0-600s max.600s
Cancel delays	Delay key, digital input or configurable by call point or 2 zones in alarm.
Zone type	Normal / Verification alarm confirmation / Verified contact (10s active).
Sounders activation	Selectable by zone: Delay only for detectors / General delay / No delay / Inactive
Line monitoring	Resistive RFL (4K7Ω) / Capacitive EOL (47µF)
Faults	Latched or unlatched / AC mains / 3 earth fault levels /2 Bat int res. levels / battery or 220V fault control
Sounder resound	New alarm zone or no resound
Communication	Remote communication management or without management

Mechanical specifications

Box:	Enclosure and door: ABS V0. Chassis: Galvanized and lacquered steel sheet
Dimensions in mm:	350 (h) x 380 (w) x 125 (d)
Weight:	4 kg (without batteries)

Environmental specifications

Operating temperature	-5°C to +45°C, (recommended: +5°C to 35°C)
Operating humidity	5% to 95% RH
Panel sealing	IP 30, (EN 60529)

Keypad and indicator leds

Keypad¹	The keypad includes keys for the following functions: Keypad access (level 2 with password) / lamp test . Silence / Resound Evacuate Delay On/Off Mute Buzzer ² Reset Zone Keys: Disablement / Test / Power
Key indicators¹	Access level 2, Sounders stop, Delay Off, Buzzer mute, Evacuation, Disabled or Test zone.
Status indicators¹	FIRE, Zone alarm and fault, Power, General fault, General disablement, Test, Earth fault, Power supply fault, Sounder fault/disablement.
	(¹) At access level 3, the keys have selection functions. (²) Operating at level 1.

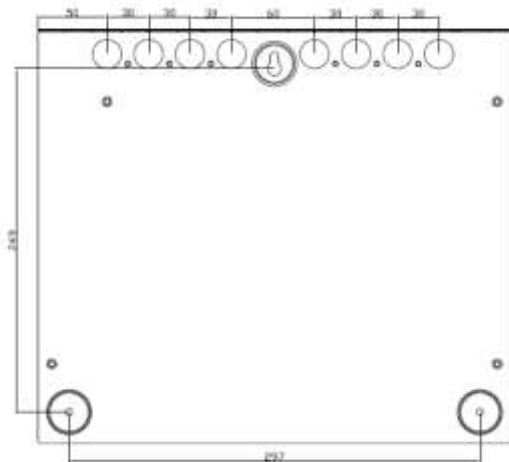
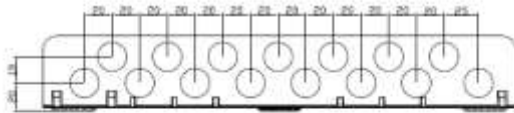
Accessories

- **VSN-4REL:** 4-relay module. Each relay can be configured independently and linked to 12 activation matrices. It is assembled into the VSN-2Plus.
- **ITAC:** Communication module to transmit information from each zone or extinguishing control panel input to Notifier ID Series control panels. It is assembled into the integrated device and it is power supplied from it.
- **UCIP:** Communication module for IP connection to Alarm Receiving Centre (ARC) or graphic management system through Ethernet.
- **UCIP-GPRS:** Communication module for IP and GPRS connection to Central Station Service, remote management, SCADA software, graphic management system through Ethernet or GPRS and SMS delivery.
- **TG-IP-1:** Device to readdress the RS232 port series from the control panel to the TG graphic software, through IP protocol. Compatible with Ethernet networks at 10 and 100Mhz.
- **TG-VSN:** Control panel graphic management. This software allows the user to reset, silence sounders, disable/enable the 3 zones, to know the status of all the extinguishing control panel inputs by visualizing the RP1r-Supra keyboard in the PC screen.
- **TG-VSN +:** TG license extension to connect one more VSN-2Plus control panel.

Electrical specifications

Power supply	120/230Vac \pm 15%, 50/ 60Hz, 65W (2.4A.)
Output voltage	29.4Vdc \pm 7%
Output current	2.4A
Charger voltage	27.3V a 20°C
Charger current	300mA \pm 10%
Fuse	Main fuse: F 4A L 250V (5 x 20 mm) Battery fuse: F 2A L 250V (5 x 20 mm) Sounders fuse: 2 x 250mA (electronic) 24V Aux and reset: 2 x 250mA (electronic)
Zone circuit	The control panel supports 32 detectors (800 and Eco 1000 series) by zone and an unlimited number of call points. Zone maximum voltage: 28.1Vdc (with mains) @ 20Vdc Zone status thresholds in approx. % with the maximum voltage in zone ^{*1} (approx. the same as in open circuit) ^(*1) Zone max. current: (with mains): 61 - 67mA.
Sounder circuits	Two monitored and configurable sounder outputs. Maximum load 0.5A in alarm, fuse protected. EOL supervision: Diode 1N1004 or RFL:4K7 Ω
Aux. power supply outputs	2 x 24Vdc outputs (one fix and another resettable); 18,5 - 28.5Vdc (24Vdc nominal) / 250mA x output, fuse protected
General relays	General alarm and fault relays; Voltage free contact C-NO-NC. max. 30Vdc/ 1A.
Digital input	Activated by NO or NC voltage free contact. No supervision.
Aux. module ports	Internal I ² C protocol
Serial port	2 x serial ports - Proprietary third party protocol
USB Ports	Internal memory USB port for event log download. USB port into PCB to CPU update.

Dimensions



by Honeywell

C/Pau Vila,15-19 | T: 902 03 05 45
08911 Badalona | International:
Barcelona | +34 93 24 24 236
Spain | www.morley-ias.es